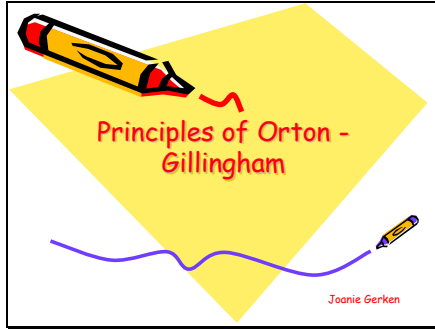
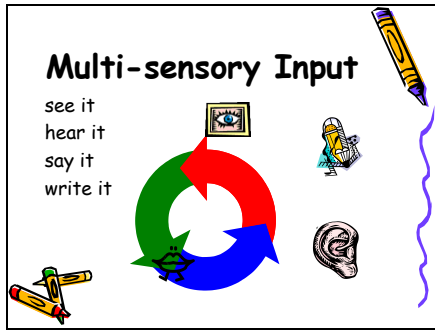


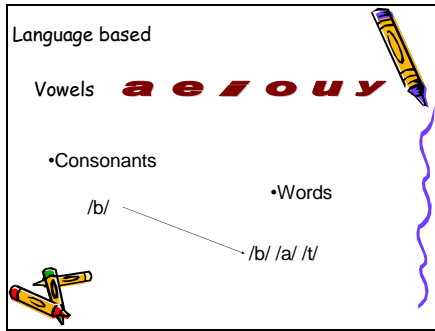
Slide 1



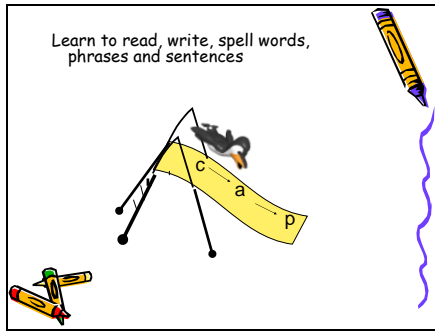
Slide 2



Slide 3



Slide 4



Slide 5

Learn the mechanics for reading, spelling and vocabulary, including word origin

H
A
N
D

Slide 6

Structured, Sequential, Cumulative:
Structured

Lesson Plan Format

Drill Section $\begin{matrix} \text{Visual} \\ \text{Auditory} \end{matrix}$

Review & Reinforcement $\begin{matrix} \text{Visual} \\ \text{Auditory} \end{matrix}$

New Information $\begin{matrix} \text{Visual} \\ \text{Auditory} \end{matrix}$

Slide 7

Repetitive

- Every lesson begins with a review or drill
- New information is tied into previously learned
- Each lesson ends with a summary

Slide 8

Sequential

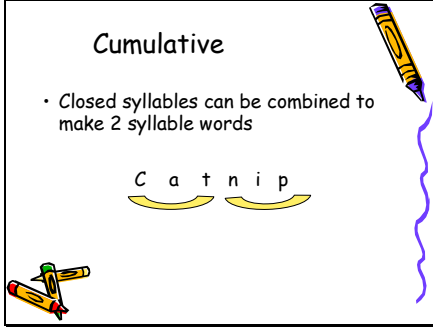
- Beginning sounds: a,b,s,f,m,t...
- Rules for -ll,-ss,-ff,-zz: Sam Likes Fried Zebras
- Digraphs: sh,th,wh,ch
- Blends: st, sl, sc... spr, spl, squ...
- Sight words and more advanced units

Slide 9

Cumulative

- Closed syllables can be combined to make 2 syllable words

C a t n i p

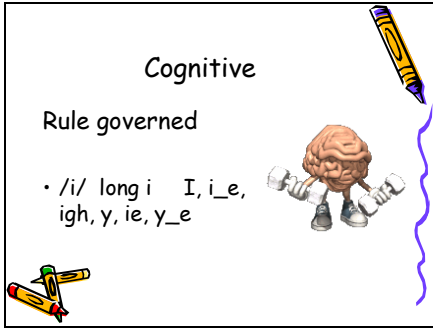


Slide 10


Cognitive

Rule governed

- /i/ long i I, i_e, igh, y, ie, y_e



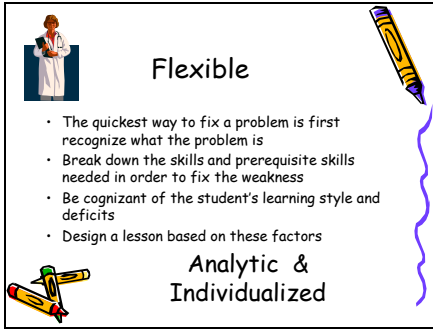
Slide 11



Flexible

- The quickest way to fix a problem is first recognize what the problem is
- Break down the skills and prerequisite skills needed in order to fix the weakness
- Be cognizant of the student's learning style and deficits
- Design a lesson based on these factors

Analytic & Individualized



Slide 12

Emotionally sound

